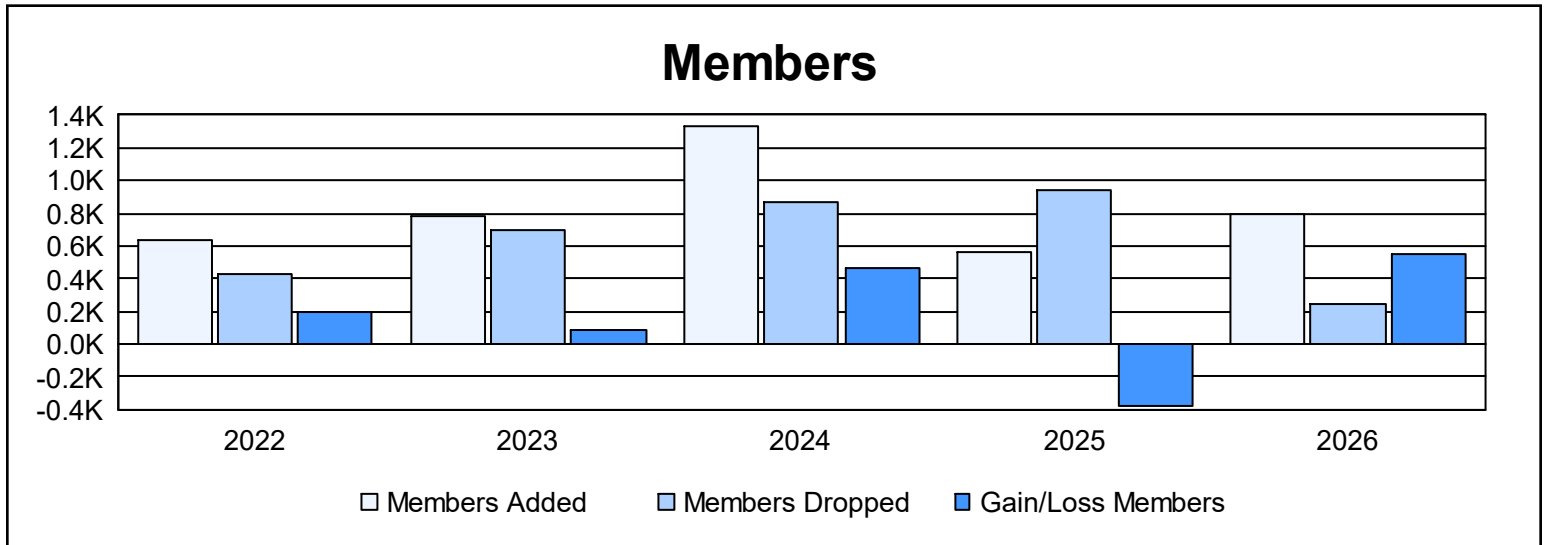
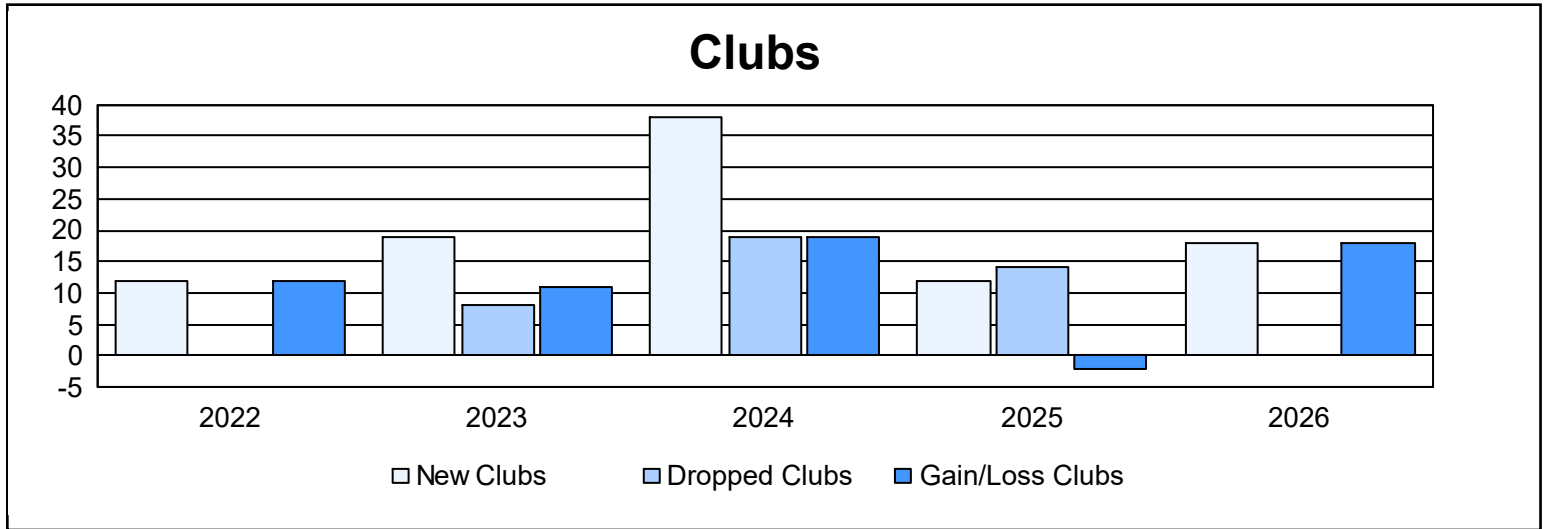
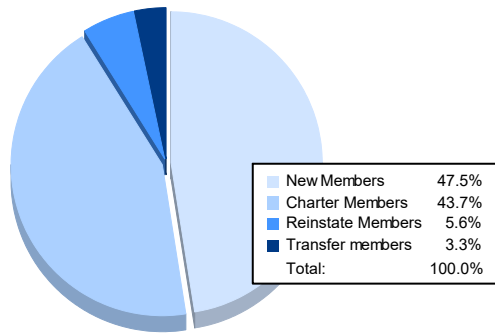


Year	New Clubs	Dropped Clubs	Gain/ Loss Clubs	New Members	Charter Members	Reinstate Members	Transfer Members	Total Member Added	Total Members Dropped	Gain/ Loss Members
2021-2022	12	0	12	282	320	24	5	631	433	198
2022-2023	19	8	11	244	502	29	12	787	695	92
2023-2024	38	19	19	443	856	23	11	1,333	865	468
2024-2025	12	14	-2	209	258	66	24	557	939	-382
2025-2026	18	0	18	375	345	44	26	790	243	547
<b>Average</b>	<b>20</b>	<b>8</b>	<b>12</b>	<b>311</b>	<b>456</b>	<b>37</b>	<b>16</b>	<b>820</b>	<b>635</b>	<b>185</b>



### Membership Composition May 2026 Cumulative



### Gender Composition May 2026 Cumulative

